



How to Play Word Play Cafe Wordle

3 Ways to Play

Play online in Google Slides

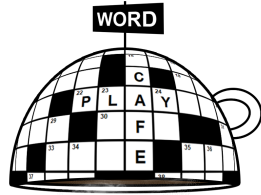
- Make a copy of this Google Slides so that you can edit
- Share it with your partner
- Slide 2 (game board) and 3 (instructions)
- Optional: copy slide 8 to another Google Slides - use this to note your secret word. Can be helpful when scoring

Print and play with a regular pencil/pen

- Print slide 4
- Read slide 5 (instructions)
- Optional: print slide 8 - this gives you a grid for the secret words. Can be helpful when scoring

Print and play with colored pencils/highlighters

- Print slide 6
- Read slide 7 (instructions)
- Optional: print slide 8 - this gives you a grid for the secret words. Can be helpful when scoring



Playa Wordle

Print and play with regular pencil style



CIRCLE = correct letter, correct position
UNDERLINE = correct letter, wrong position

*Full instructions
on next slide*

A B C D E F G H I J K L M N O
P Q R S T U V W X Y Z

How to Play - Print and play with colored pencils/pens

One player thinks of a secret 5 letter word

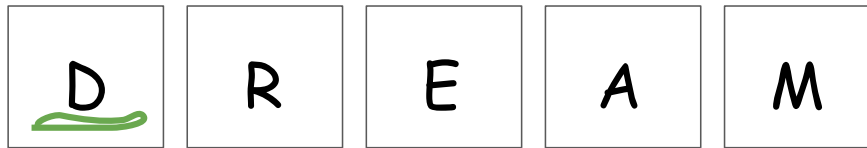
The other player tries to guess the secret word within 6 tries.

After each guess, the player who knows the secret word will score the guess.


Green means that a letter is in the word and in the correct spot.

Yellow means that a letter is in the word but in the wrong spot.

Examples:



The **D** is in the word and in the correct spot.



The **Y** is in the word but in the wrong spot.

Pro tip: Use the alphabet to keep track of letter status



Write your secret word here

--	--	--	--	--

Write your secret word here

--	--	--	--	--

Write your secret word here

--	--	--	--	--

Write your secret word here

--	--	--	--	--

Write your secret word here

--	--	--	--	--